



## Nakayale Private Academy Annual Report 2021

### You have changed lives:

ConTine has made quite the difference in 2021. We are so thankful for the impact you are making in the lives of our children at Nakayale.

So many of these children would never have the opportunity to access good quality education without your support.

Through your generous support, you provide over 100 children access to life-changing education, medical support and a space to call home.

## Directors Message:

### Short Report:

- In 2021 we did not enroll children due to financial constraints. B2Gold and ConTine carried the survival budget and NPA managed to stay afloat.
- ConTine raised One Hundred and Forty-Five thousand Eight Hundred and Ninety Four and Forty-cents(N\$145 894.40) for clothes and other needs for the Children. This action was separate from the monthly budget.
- The Agricultural project was taken over by B2Gold with the hope that it would be able to financially support the school.
- NPA management discussed a number of possibilities for other projects that may become income streams to sustain the school.

#### Possible Projects:

- 1 Paying line to be introduced from ECD to Grade 3.
- 2 After care and assisted learning for Grades 1 to 7 (in the community)
- 3 Mango Project (To start in 2022)

- Financials were put together for the introduction of STEAM subjects in 2022.
- Plans were submitted for the library/computer multipurpose centre. (Pupkewitz)
- Discussions regarding Grade 7's and their future to a high school was only finalised at the end of 2021. The children were sent to Karstveld. Unfortunately, there was a misunderstanding with regards to payment and ultimately, B2Gold was forced to seek for sponsorships. Pupkewitz made a payment of N\$375 000 to Karstveld at the end of April 2022. Sustainability discussions are currently underway to determine the next step for our next group of graduates leaving end of year (2022)

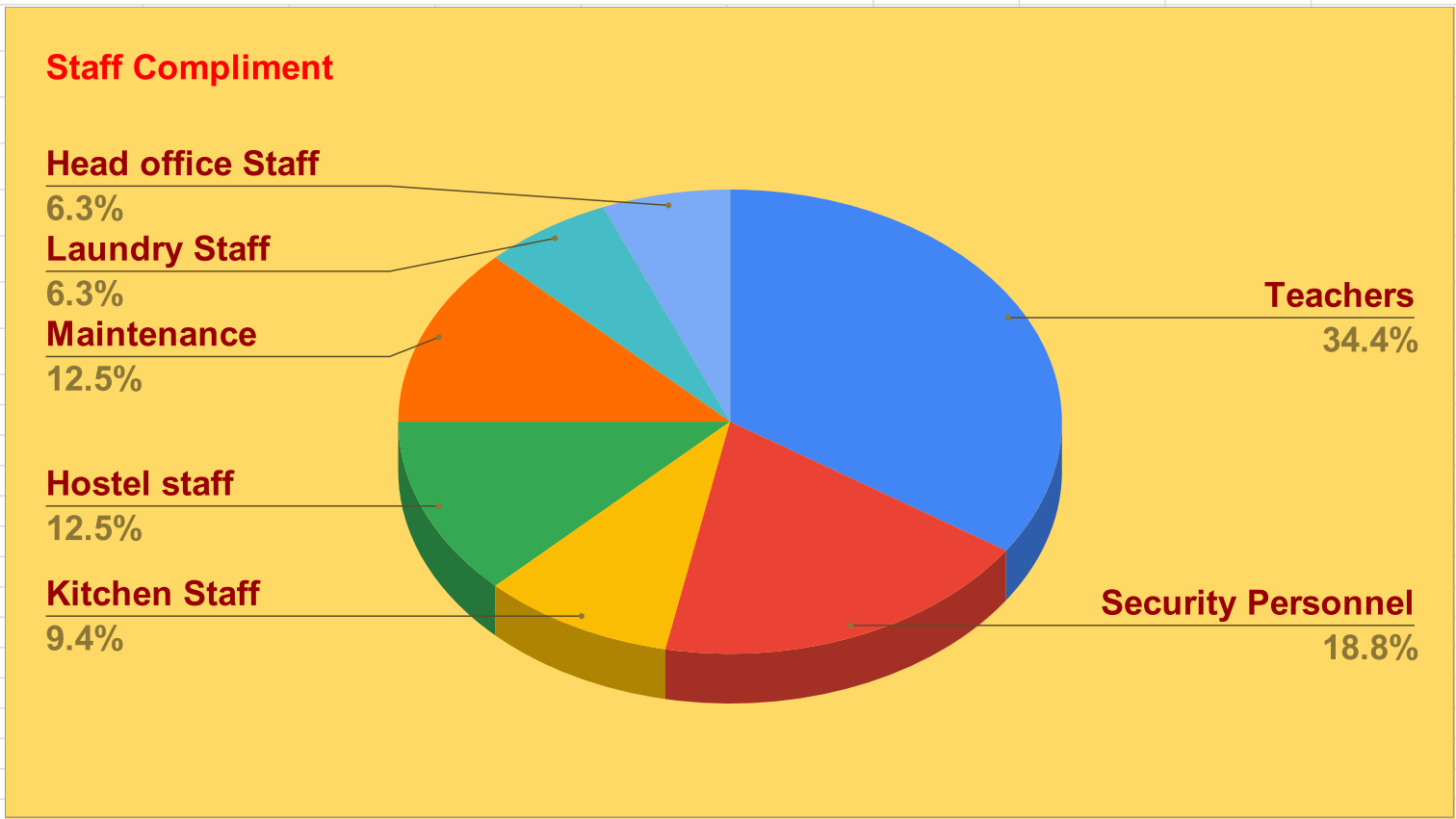
We are grateful for the support you render and for believing in the Namibian Children's dream.

Carmen de Villiers

Director: NPA

# NAKAYALE PRIVATE ACADEMY STAFF COMPLIMENT-21

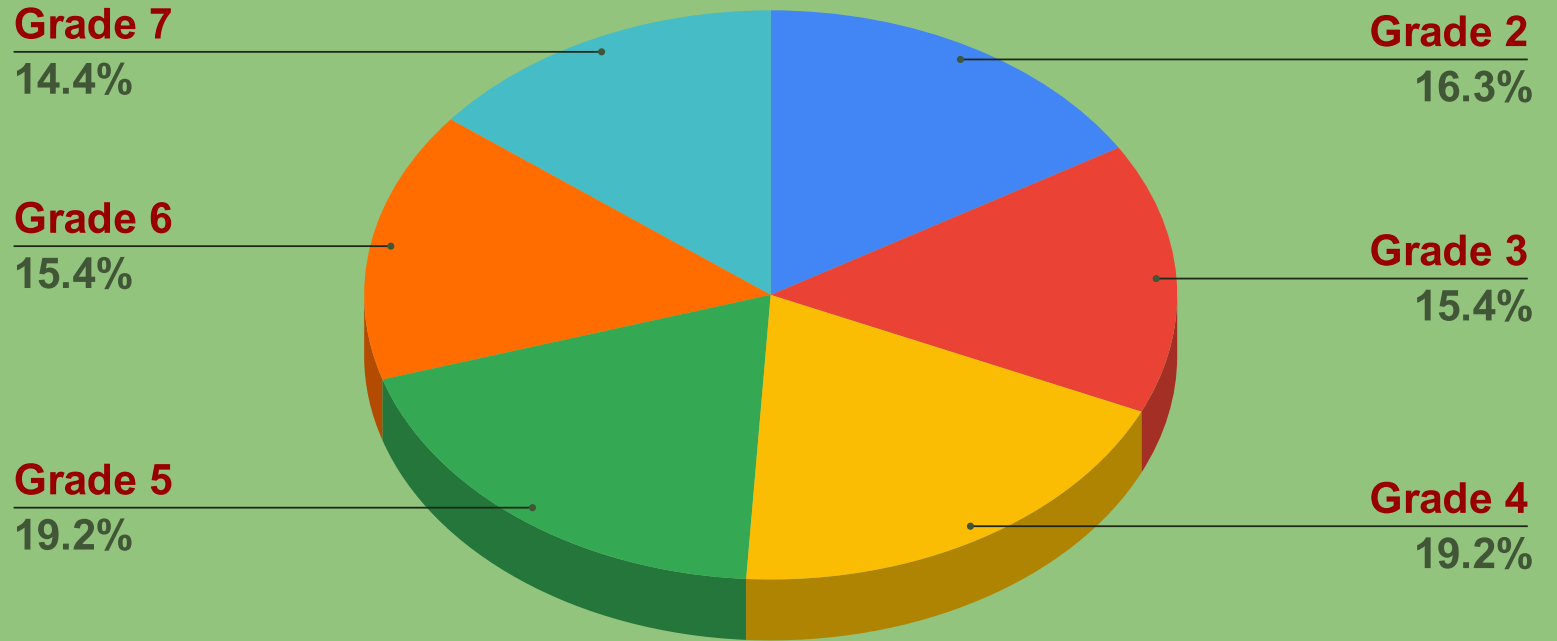
Role	Quantity
Teachers	11
Security Personnel	6
Kitchen Staff	3
Hostel staff	4
Maintenance	4
Laundry Staff	2
Head office Staff	2



# NAKAYALE PRIVATE ACADEMY TOTAL ENROLLMENT 2021

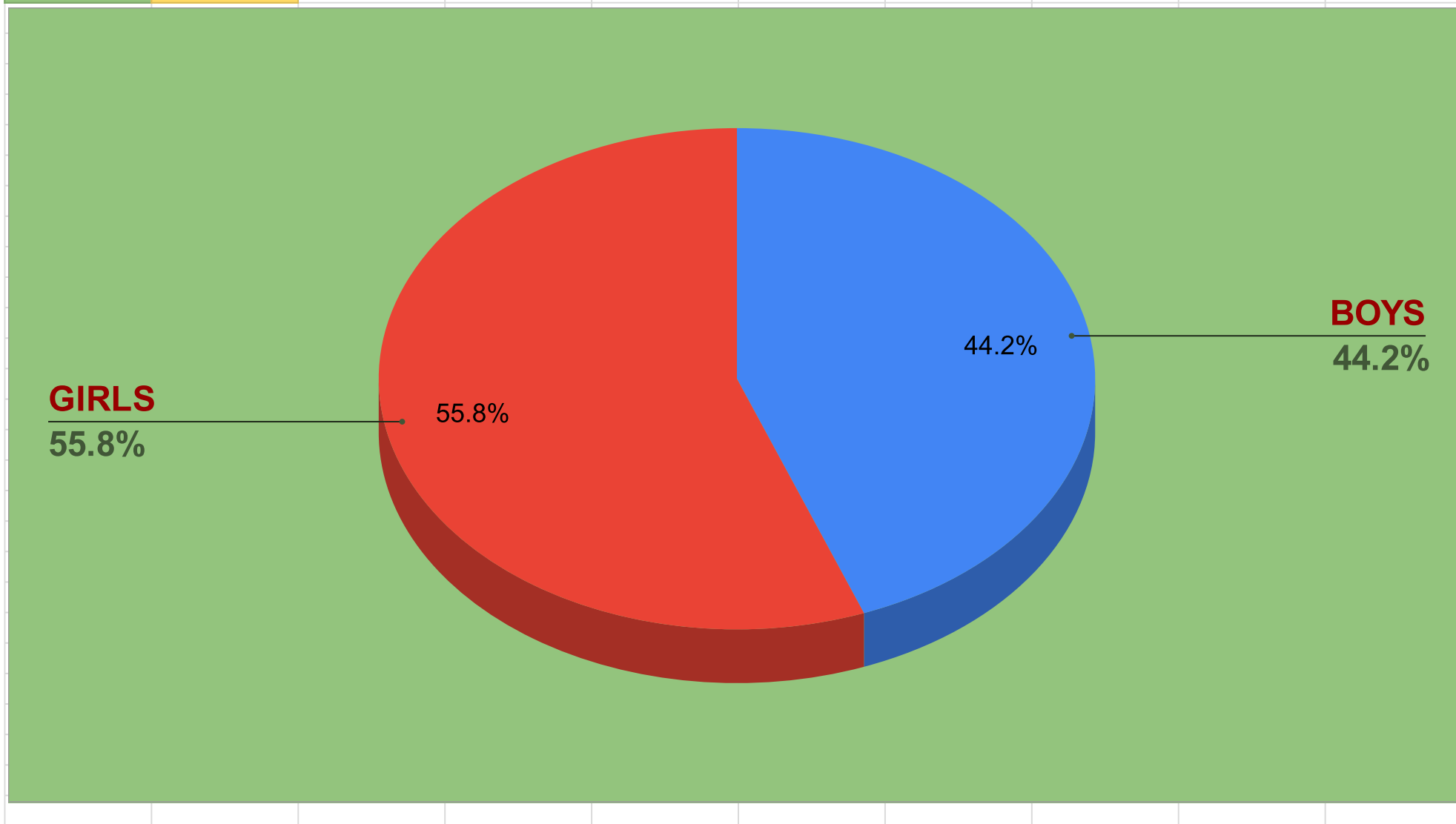
Class	Total
Grade 2	17
Grade 3	16
Grade 4	20
Grade 5	20
Grade 6	16
Grade 7	15

## Nakayale Private Academy Enrollment -21



# NAKAYALE PRIVATE ACADEMY GENDER 2021

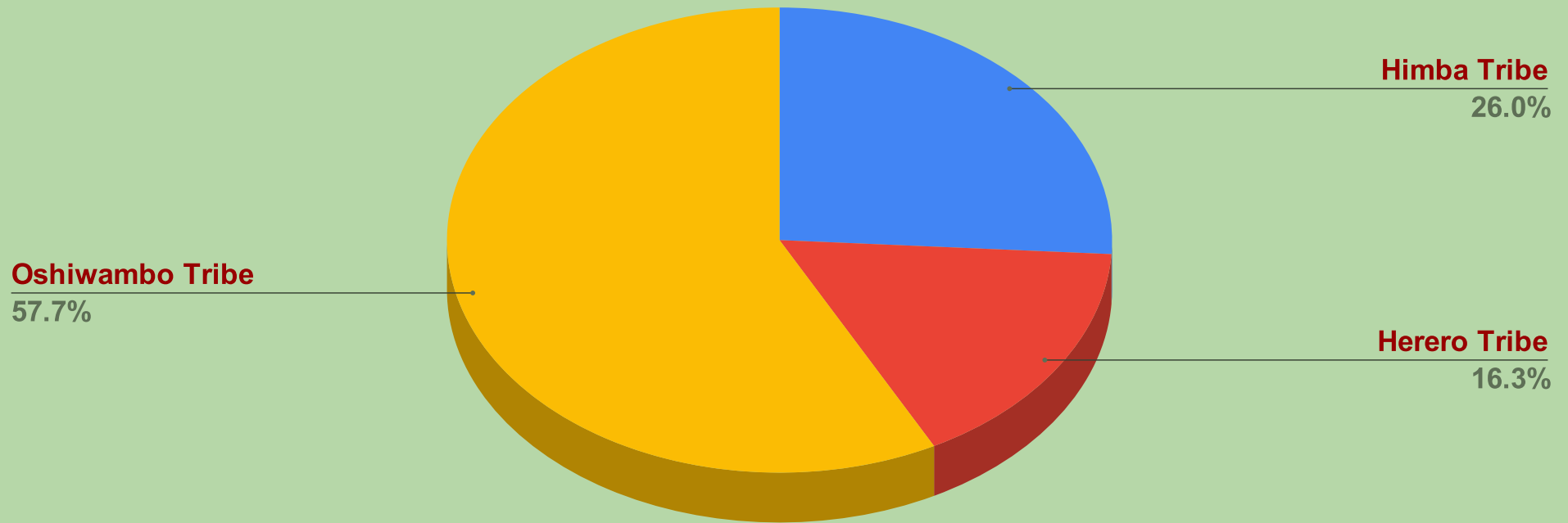
BOYS	46
GIRLS	58



# NAKAYALE PRIVATE ACADEMY TRIBAL REPRESENTATION 2021

Himba Tribe	Herero Tribe	Oshiwambo Tribe	Total				
27	17	60	104				

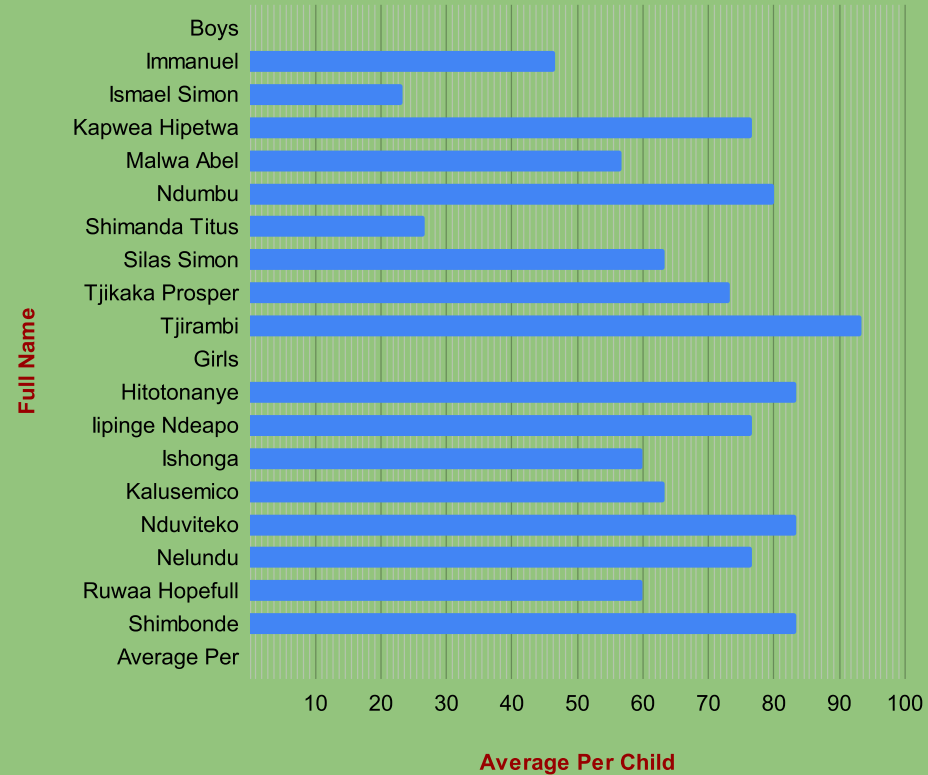
## NAKAYALE PRIVATE ACADEMY TRIBAL REPRESENTATION



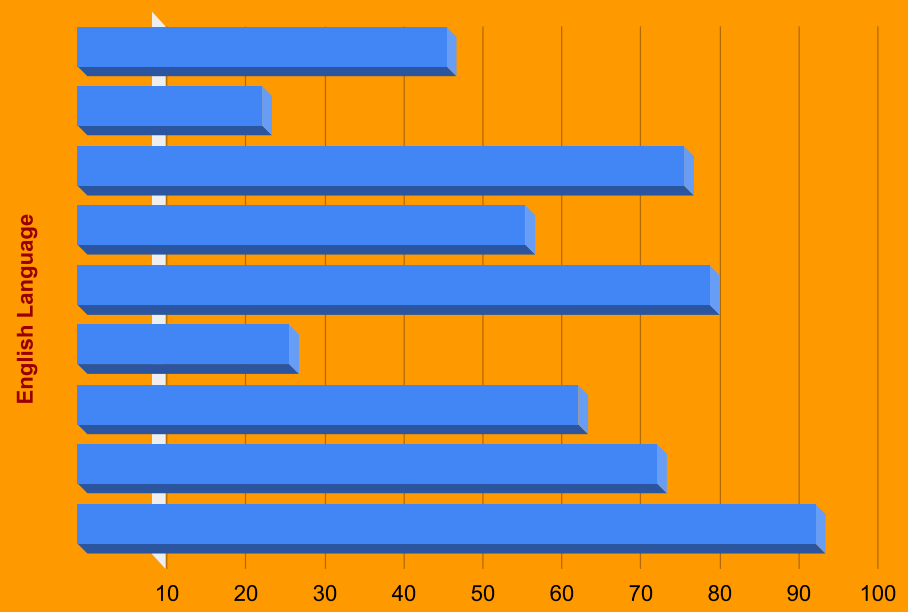
## GRADE 2 RESULTS ANALYSIS 2021

Full Name	Eng	Maths	Osh	ES	Average
<b>Boys</b>					
Immanuel Ananias	47	47	47	47	47
Ismael Simon	23	23	23	23	23
Kapwea Hipetwa	77	77	77	77	77
Malwa Abel	57	57	57	57	57
Ndumbu Vadhimbouwa	80	80	80	80	80
Shimanda Titus	27	27	27	27	27
Silas Simon	63	63	63	63	63
Tjikaka Prosper	73	73	73	73	73
Tjirambi Uezethuwerer	93	93	93	93	93
<b>Girls</b>					
Hitotonanye Stella	83	83	83	83	83
Ipinge Ndeapo	77	77	77	77	77
Ishonga Magdalena	60	60	60	60	60
Kalusemico Maranata	63	63	63	63	63
Nduviteko Melania	83	83	83	83	83
Nelundu Reginard	77	77	77	77	77
Ruwa Hopefull	60	60	60	60	60
Shimbonde Anna	83	83	83	83	83
Average Per Subject	66	66	66	66	66

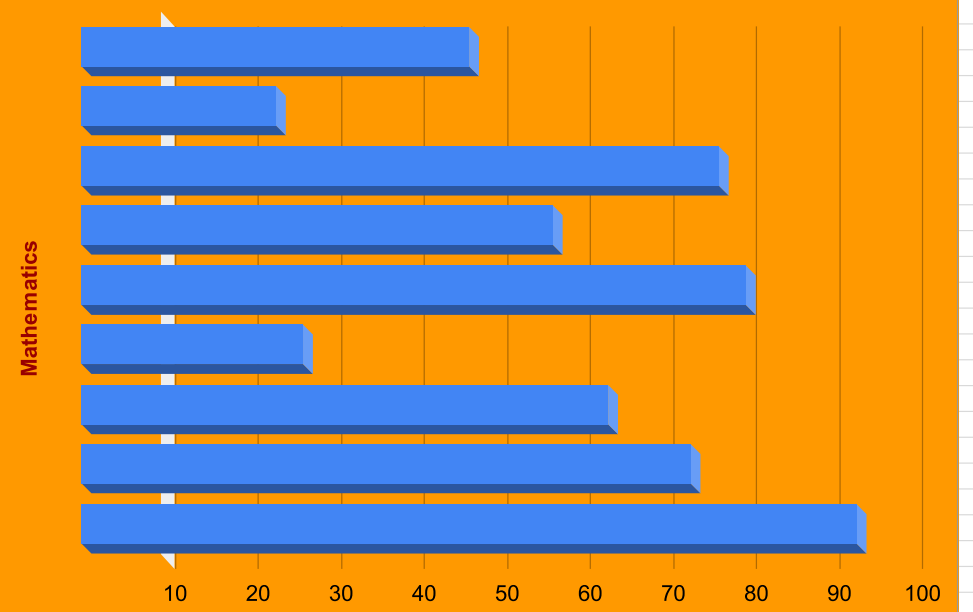
Grade 2-21 Average Per Child In All Subjects



### English Language Pass Rate



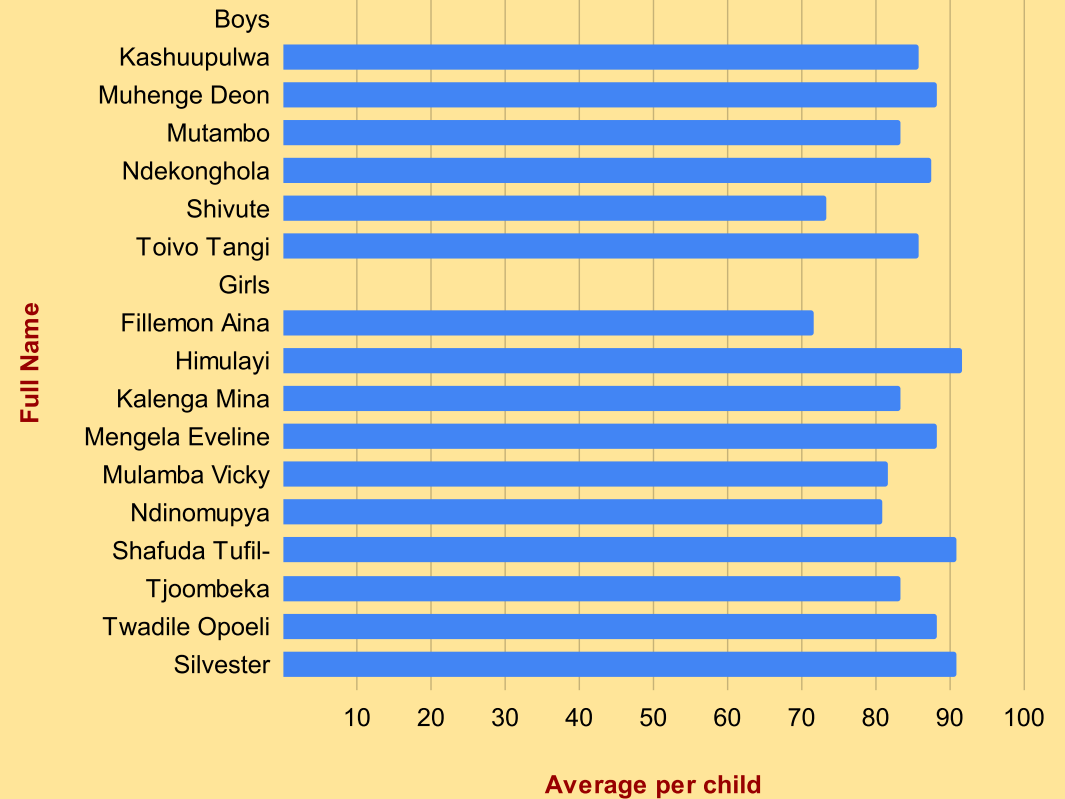
### Mathematics Pass Rate



# GRADE 3 RESULTS ANALYSIS 2021

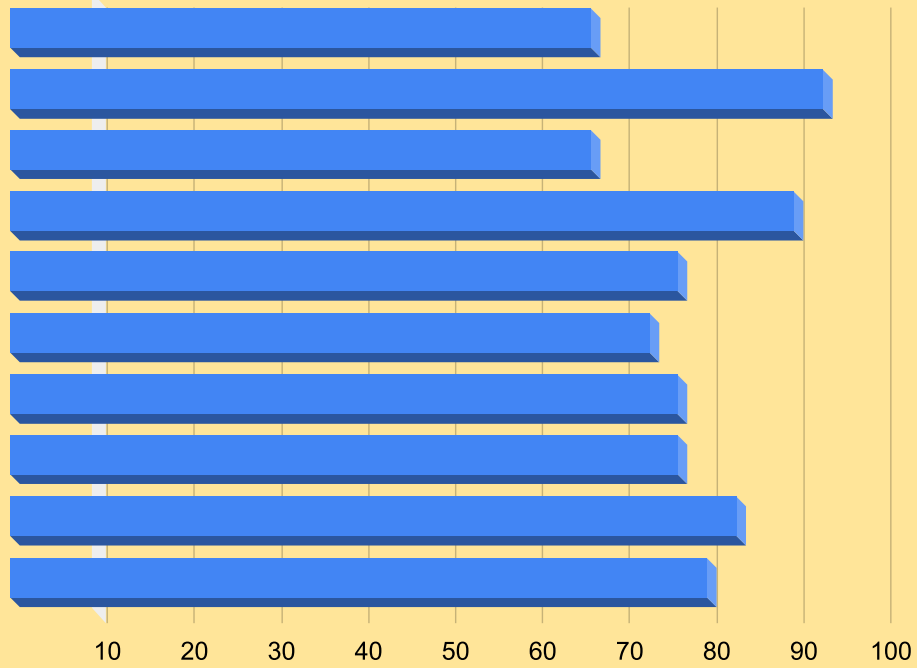
Full Name	Eng	Osh	Maths	ES	Average
<b>Boys</b>					
Kashuupulwa Blessed	83	87	83	90	86
Muhenge Deon	77	90	97	90	88
Mutambo Kauhopia	63	90	93	87	83
Ndekonghola Marten	83	97	90	80	88
Shivute Shanketa	67	67	73	87	73
Toivo Tangi	87	87	80	90	86
<b>Girls</b>					
Fillemon Aina	67	77	77	67	72
Himulayi Berlindis	93	93	87	93	92
Kalenga Mina	67	90	87	90	83
Mengela Eveline	90	90	90	83	88
Mulamba Vicky	77	93	80	77	82
Ndinomupya Fatima	73	83	87	80	81
Shafuda Tufil-Onghenda	77	97	93	97	91
Tjoombeka Mutaeni	77	93	70	93	83
Twadile Opoeli	83	93	93	83	88
Silvester Bernadette	80	100	90	93	91
Average Per Subject	78	89	86	86	

## Grade 3-21 Average per child in All Subjects

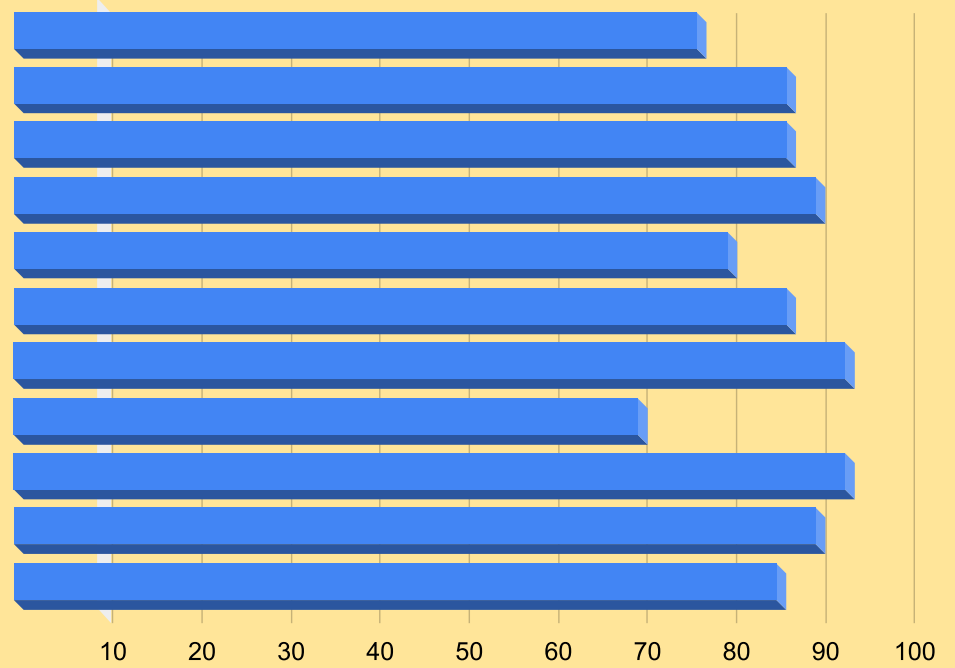




### English Language Pass rate



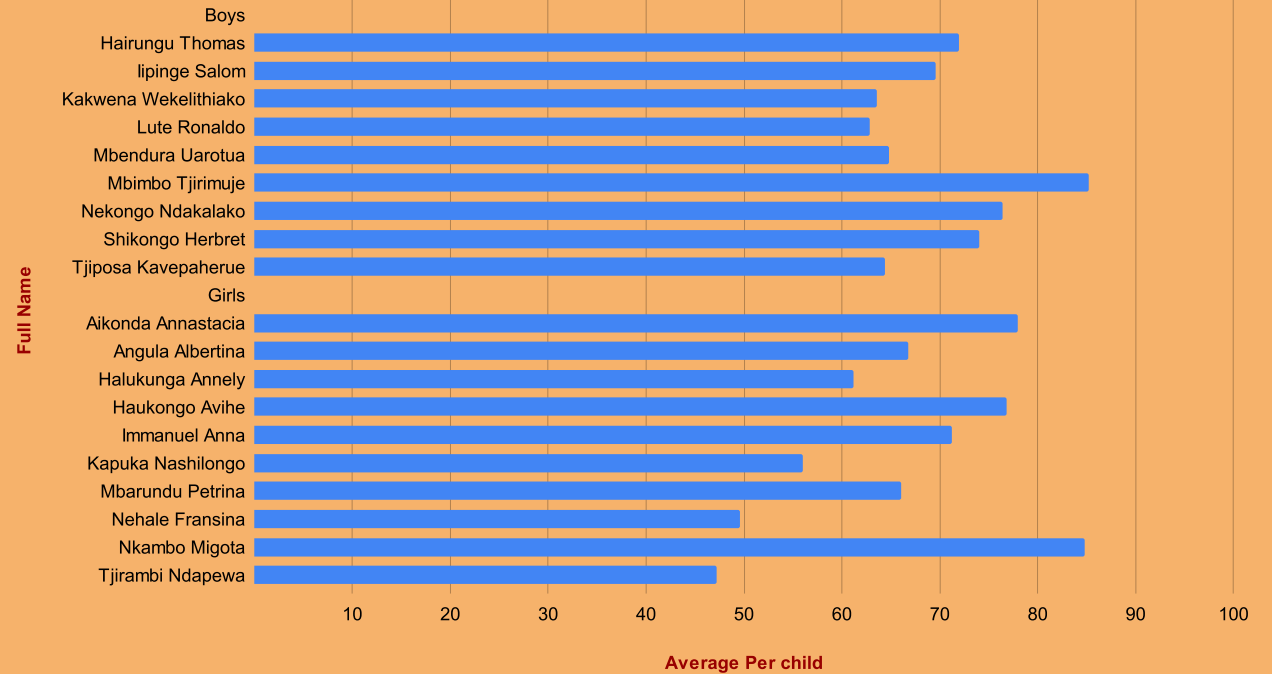
### Mathematics Pass rate



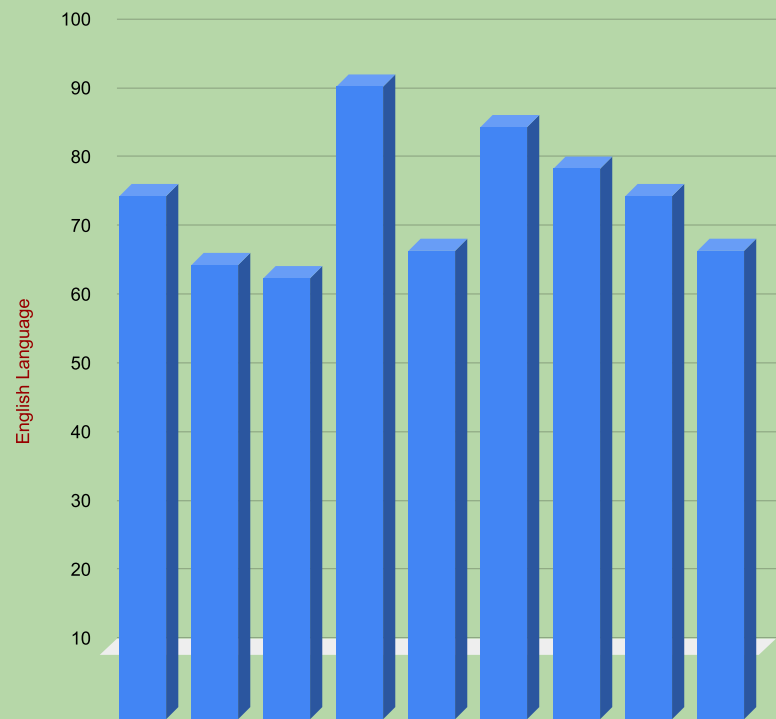
## GRADE 4 RESULTS ANALYSIS 2021

Full Name	Eng	Maths	Osh	NS	SS	Average
<b>Boys</b>						
Hairungu Thomas	76	60	82	74	68	72
Ipinge Salom	66	64	84	72	62	70
Kakwena Wekelithiako	64	48	78	66	62	64
Lute Ronaldo	92	48	66	60	48	63
Mbendura Uarotua	68	54	76	58	68	65
Mbimbo Tjirimuje	86	86	92	70	92	85
Nekongo Ndakalako	80	72	80	72	78	76
Shikongo Herbret	76	56	84	76	78	74
Tjiposa Kavepaherue	68	62	86	60	46	64
<b>Girls</b>						
Aikonda Annastacia	72	84	94	66	74	78
Angula Albertina	76	58	74	74	52	67
Halukunga Annely	62	48	74	58	64	61
Haukongo Avihe	74	74	82	82	72	77
Immanuel Anna	78	50	84	66	78	71
Kapuka Nashilongo	70	34	68	64	44	56
Mbarundu Petrina	70	50	72	64	74	66
Nehale Fransina	46	44	68	44	46	50
Nkambo Migota	86	84	84	82	88	85
Tjirambi Ndapewa	50	48	54	46	38	47
	72	59	78	66	65	

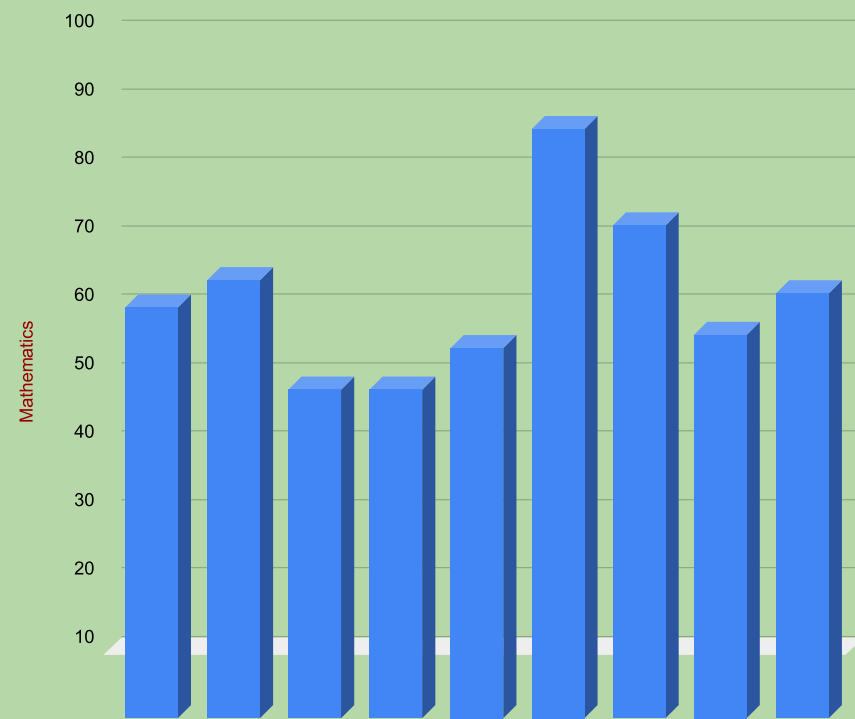
### Grade 4 -21 Average Per child in all subjects



### English Language Pass Rate

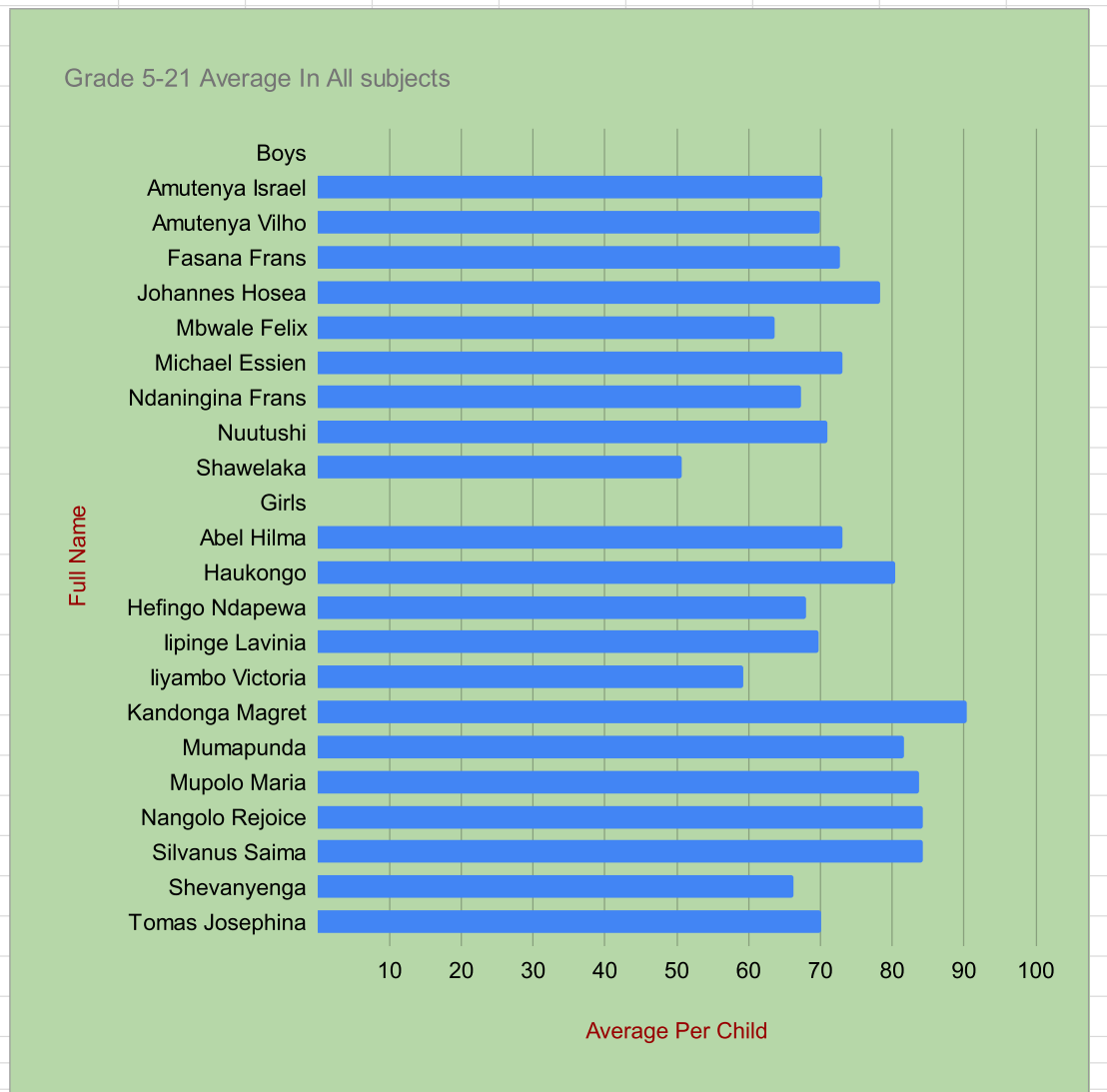


### Mathematics Pass Rate

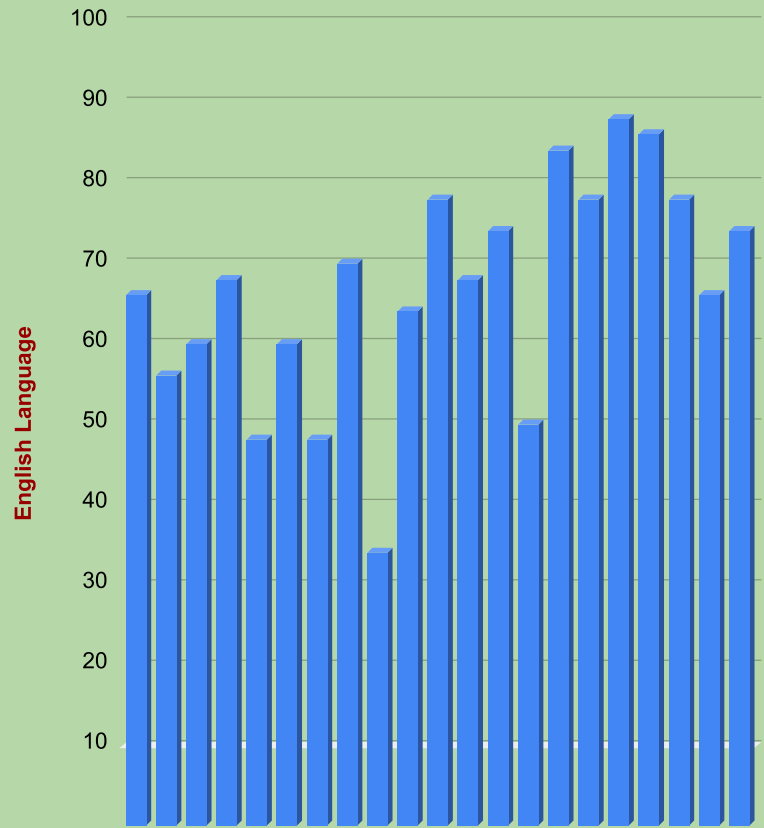


## GRADE 5 RESULTS ANALYSIS 2021

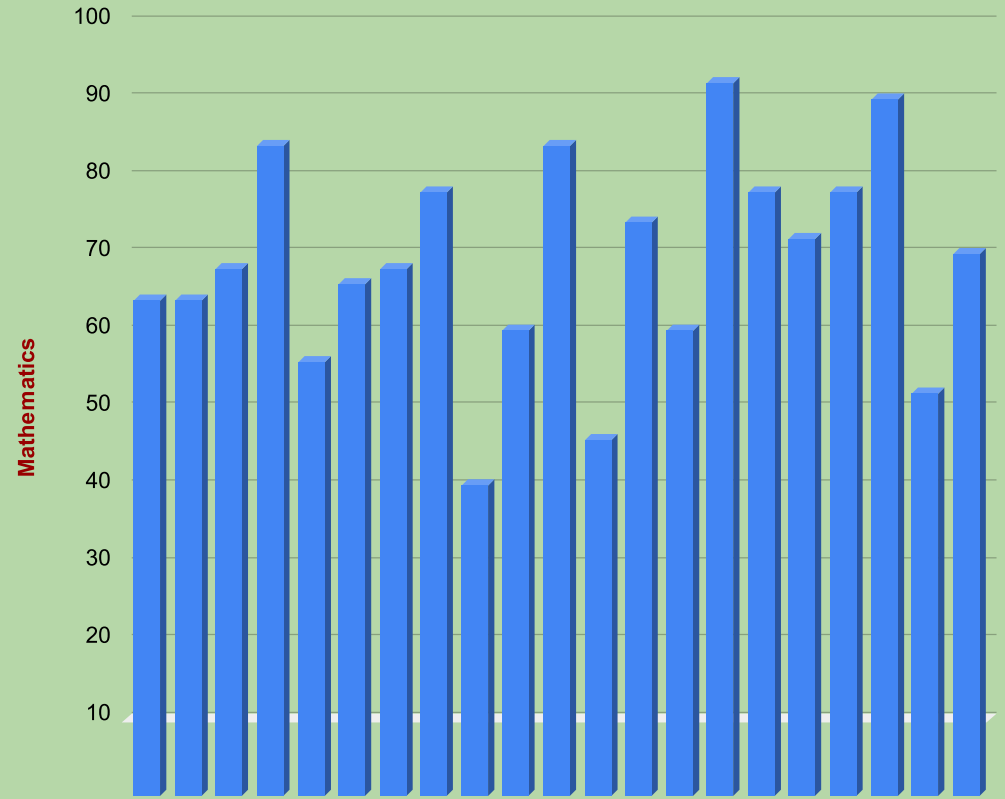
Full Name	Eng	Maths	Osh	NS	SS	Agric	Average
<b>Boys</b>							
Amutenya Israel	66	64	82	60	82	68	70
Amutenya Vilho	56	64	76	66	78	80	70
Fasana Frans	60	68	74	82	76	76	73
Johannes Hosea	68	84	80	66	92	80	78
Mbwale Felix	48	56	64	74	82	58	64
Michael Essien	60	66	78	66	84	84	73
Ndaningina Frans	48	68	68	70	80	70	67
Nuutushi Johannes	70	78	76	34	90	78	71
Shawelaka Erastus	34	40	68	62	50	50	51
<b>Girls</b>							
Abel Hilma	64	60	78	86	88	62	73
Haukongo Albertina	78	84	86	62	94	78	80
Hefingo Ndapewa	68	46	76	74	64	80	68
lipinge Lavinia	74	74	82	54	70	64	70
Iyambo Victoria	50	60	64	76	50	56	59
Kandongga Magret	84	92	94	84	92	96	90
Mumapunda Cynthia	78	78	84	88	82	80	82
Mupolo Maria	88	72	84	86	94	78	84
Nangolo Rejoice	86	78	80	88	96	78	84
Silvanus Saima	78	90	86	74	94	84	84
Shevanyenga Ndapar	66	52	74	74	70	62	66
Tomas Josephina	74	70	74	43	80	80	70
Average Per Subject	67	69	78	70	80	73	



**English Language Pass Rate**



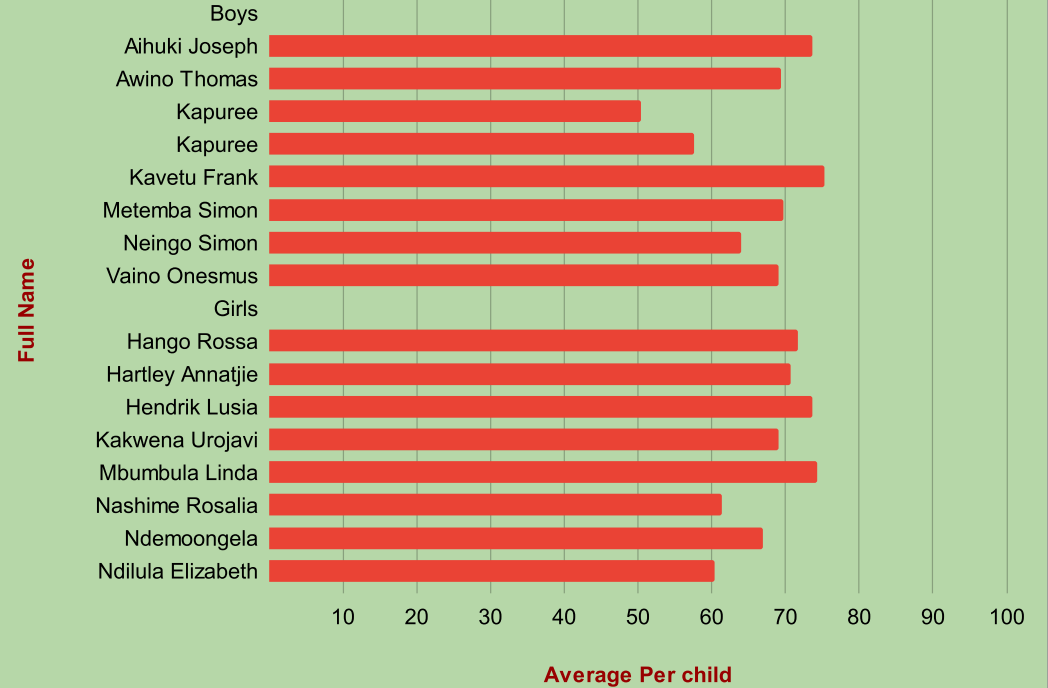
**Mathematics Pass Rate**



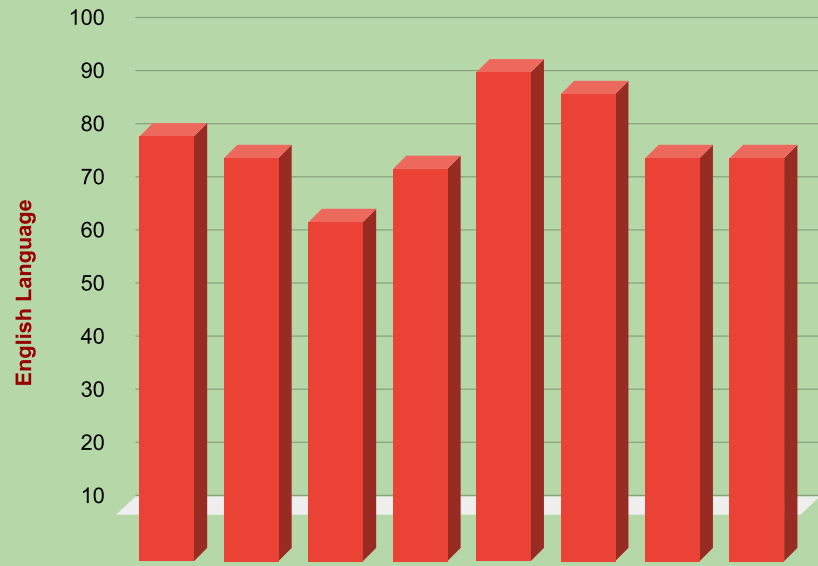
**GRADE 6 RESULTS ANALYSIS 2021**

Full Name	Eng	Maths	Osh	NS	SS	Agric	Average
<b>Boys</b>							
Aihuki Joseph	80	76	84	70	72	60	74
Awino Thomas	76	72	82	74	62	50	69
Kapuree Vezembouua	64	30	70	52	46	40	50
Kapuree Viyandamuje	74	56	70	52	52	42	58
Kavetu Frank	92	78	88	66	72	56	75
Metemba Simon	88	66	90	70	52	52	70
Neingo Simon	76	64	78	68	44	54	64
Vaino Onesmus	76	72	82	66	64	54	69
<b>Girls</b>							
Hango Rossa	92	64	80	70	52	72	72
Hartley Annatjie	84	64	88	80	50	58	71
Hendrik Lusia	82	58	94	90	56	62	74
Kakwena Urojavi	86	48	90	66	68	56	69
Mbumbula Linda	80	64	92	82	58	70	74
Nashime Rosalia	78	54	74	66	46	50	61
Ndemoongela Tresmine	80	50	88	72	64	48	67
Ndilula Elizabeth	82	50	50	68	54	58	60
Average Per Subject	81	60	81	70	57	55	

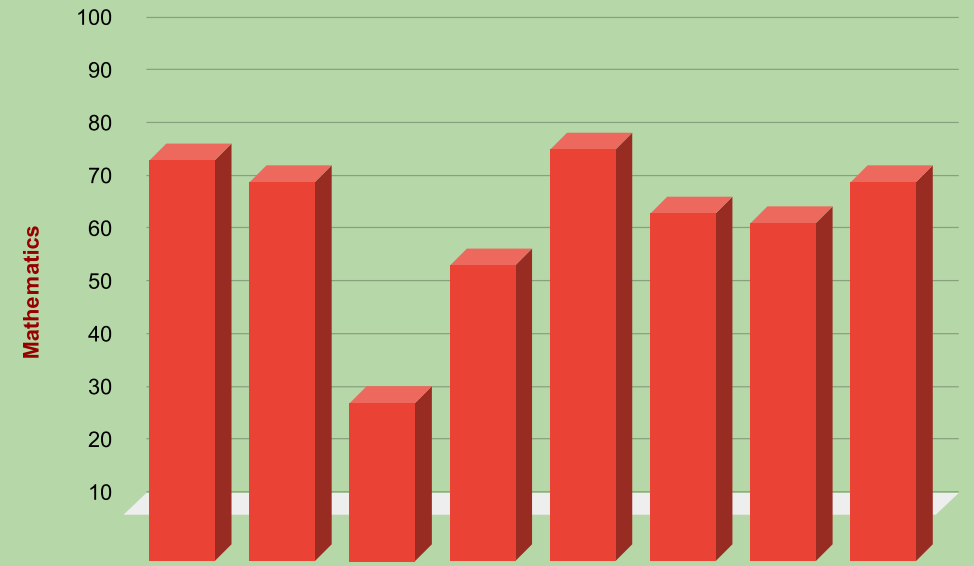
**Grade 6 -21 Average Per child in all subjects**



**English Language Pass Rate**



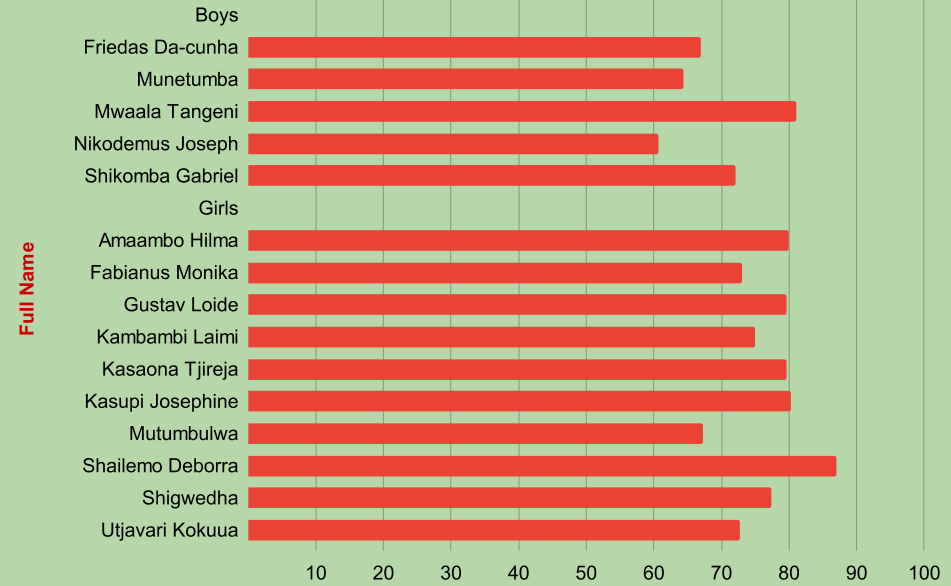
**Mathematics Pass rate**



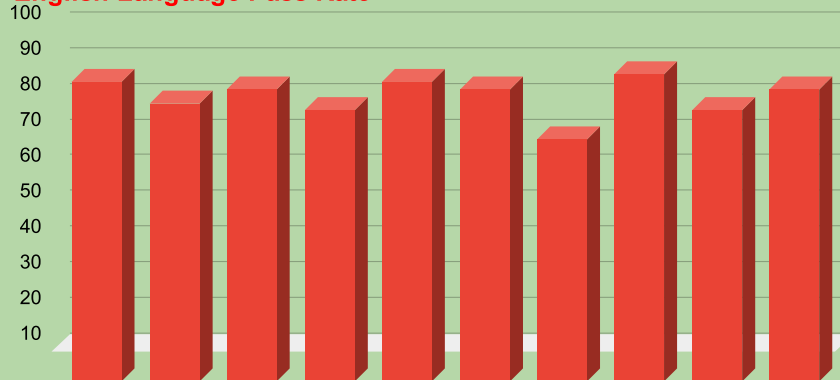
## GRADE 7 RESULTS ANALYSIS 2021

Full Name	Eng	Maths	Osh NS	SS	Agric	Average	
<b>Boys</b>							
Friedas Da-cunha	64	46	84	60	70	78	67
Munetumba Tjimwino	58	52	82	52	70	72	64
Mwaala Tangeni	86	62	96	62	96	84	81
Nikodemus Joseph	54	52	66	54	82	56	61
Shikomba Gabriel	66	54	72	76	82	82	72
<b>Girls</b>							
Amaambo Hilma	84	62	96	64	82	92	80
Fabianus Monika	78	52	96	58	72	82	73
Gustav Loide	82	52	96	72	84	92	80
Kambambi Laimi	76	62	94	64	72	82	75
Kasaona Tjireja	84	58	94	74	76	92	80
Kasupi Josephine	82	66	94	66	80	94	80
Mutumbulwa Lugambo	68	52	72	58	80	74	67
Shailemo Deborra	86	76	96	80	92	92	87
Shigwedha Kornelia	76	58	96	72	74	88	77
Utjavari Kokuua	82	56	86	64	78	70	73
<b>AVERAGE PER SUBJECT</b>	<b>75</b>	<b>57</b>	<b>88</b>	<b>65</b>	<b>79</b>	<b>82</b>	<b>74</b>

Grade 7-21 Average per Child in all subjects



English Language Pass Rate



Mathematics Pass Rate

